

# Schottky barrier diode

## RS3X6TA

### ●Applications

High-frequency rectification  
Switching regulators

### ●Features

- 1) Small surface mounting type.
- 2) Ultra low  $V_F$  ( $V_F=0.45V$  Typ. at 0.5A)
- 3) High reliability.
- 4) We declare that the material of product compliance with RoHS requirements.
- 5) S- Prefix for Automotive and Other Applications Requiring Unique Site and Control Change Requirements; AEC-Q101 Qualified and PPAP Capable.

### ●Construction

Silicon epitaxial planar

### ●Device Marking and Ordering Information

Device	Marking	Shipping
RS3X6TA	X	10000/Tape&Reel

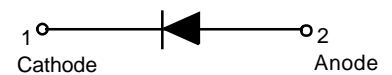

### ●Absolute maximum ratings (Ta = 25°C)

Parameter	Symbol	Limit	Unit
Repetitive Peak Reverse Voltage	VRRM	30	V
Non-Repetitive Peak Reverse Voltage	VRSM		V
Maximum DC Blocking Voltage	VR	30	V
Average Forward Rectified Current	IF(AV)	500	mA
Peak Forward Surge Current	IFSM	3	A
Storage and Operating Temperature Range	Tj, TSTG	-65 to +150	degC

### ●Electrical characteristics (Ta = 25°C)

Parameter	Symbol	Min.	Typ.	Max.	Unit	Conditions
Forward voltage	$V_{F1}$	–	–	0.18	V	$I_F = 0.1mA$
	$V_{F2}$	–	–	0.2	V	$I_F = 1mA$
	$V_{F3}$	–	–	0.27	V	$I_F = 10mA$
	$V_{F4}$	–	–	0.36	V	$I_F = 100mA$
	$V_{F5}$	–	–	0.54	V	$I_F = 500mA$
Reverse current	$I_R$	–	–	100	uA	$V_R = 10V$
Reverse breakdown voltage	$V_{BR}$	30	–	–	V	$I_R = 500uA$

## RS3X6TA



# RS3X6TA

● Electrical characteristic curves (Ta = 25°C)

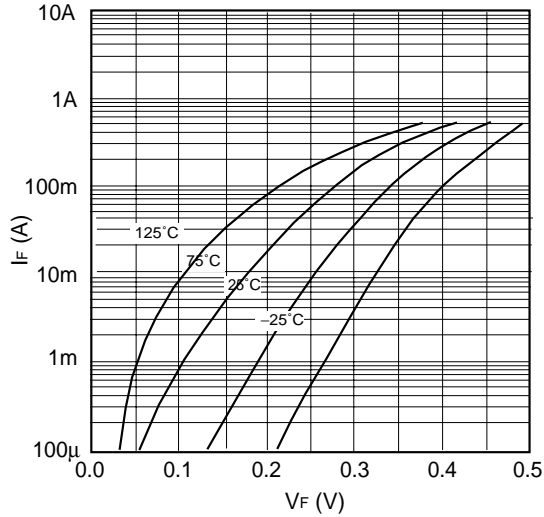


Fig.1 Forward current as a function of forward voltage (typical values)

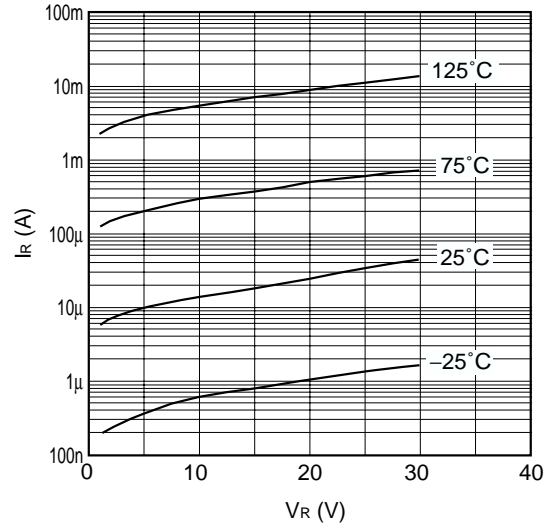


Fig.2 Reverse current as a function of reverse voltage (typical values)

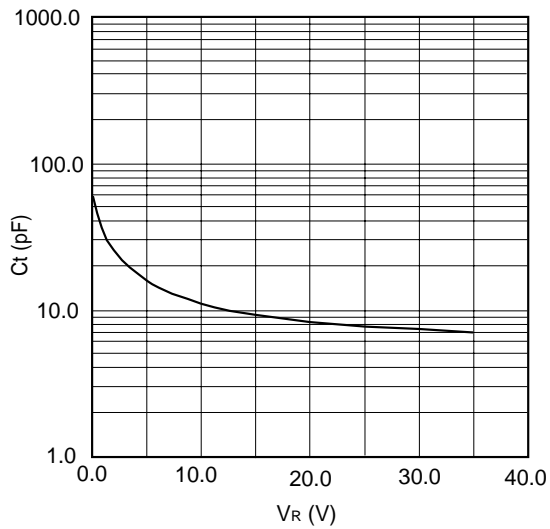


Fig.3 Diode capacitance as a function of reverse voltage (typical values)

# RS3X6TA

# SOD882

DIMENSION OUTLINE:

Unit:mm

